2.5x2.0 SMD OSCILLATOR

•Part Number Guide

T-V-S-FF.FFFM-FS-OT-OP-TR-S

T (Type型号) : ON=2.5×2.0×0.9mm Max ceramic osc
V (Input Voltage输入电压) : 1.8=1.8V 2.5=2.5V 2.85=2.85V 3=3.3V etc
S (Symmetry占空比) : 5=45/55 Max 6=40/60 Max
F (Frequency标称频率) : Normal – 5 digitals of Frequency, e.g. 8.0000M, 12.000M
Special – All digitals of Frequency, e.g. 13.225625M
FS (Frequency Stability总频差) : 50=±50 ppm, etc
OT (Operating Temperature工作温度) : 0070= 0°C to +70°C 4085= −40°C to +85°C, etc
OP (Out put输出) : 1=15PF HCMOS 2=10TTL 3=30PF 4=50PF 5=10TTL/15PF
TR (Tape and Reel编带)
S (Special Requirement特殊要求)

Pb Free

RoHS Compliant Directive 2002/95/EC

•Electrical Specifications 电气参数

型号	Holder Type	2.5x2.0 mm SMD OSCILLATOR
频率范围	Frequency Range	1.0000 MHz to 60.00 MHz
总频差	Frequency Stability	±25ppm to ±50ppm
输入电压	Supply Voltage	5.0V or 3.3V ±10%
工作温度范围	Operating Temperature Range	−10°C ~ +60°C to −40°C ~ +85°C
储存温度范围	Storage Temperature Range	−40°C ~ +85°C/−55°C ~ +125°C
占空比	Symmetry (Duty Cycle)	40/60 Standard
输出	Output Load	10 TTL or 15pF HCMOS
消耗电流	Current Consumption	
	1.8V/3.3V/5.0V	1.0000MHz–10.000MHz=10mA Max
	1.8V/3.3V/5.0V	10.000MHz–40.000MHz=20mA Max
	1.8V/3.3V	40.000MHz–60.000MHz=30mA Max
	5.0V	40.000MHz–60.000MHz=35mA Max
上升/下降时间	Rise/Fall Time	10nS Max

•Mechanical Dimensions 外型尺寸

UNIT(单位):mm(毫米)

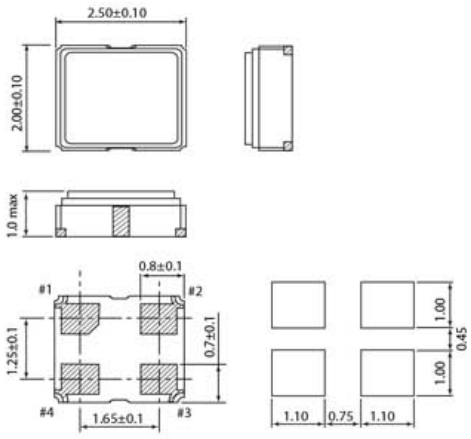

suggested solder pad layout

PIN	FUNCTION
1	N/C or Tri-state
2	Ground
3	Output
4	Vdd

•Test Circuit 测试电路

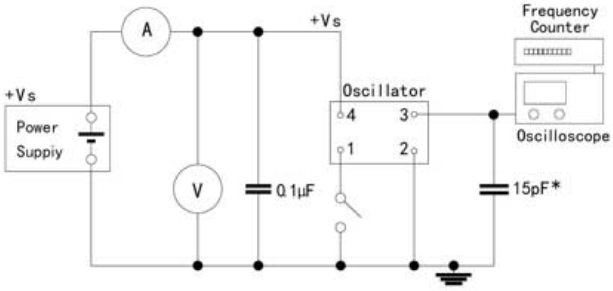

•Reflow Condition 回流焊条件

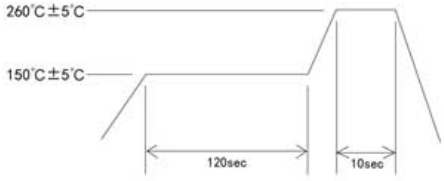

CYCLE TIME:200sec Max.